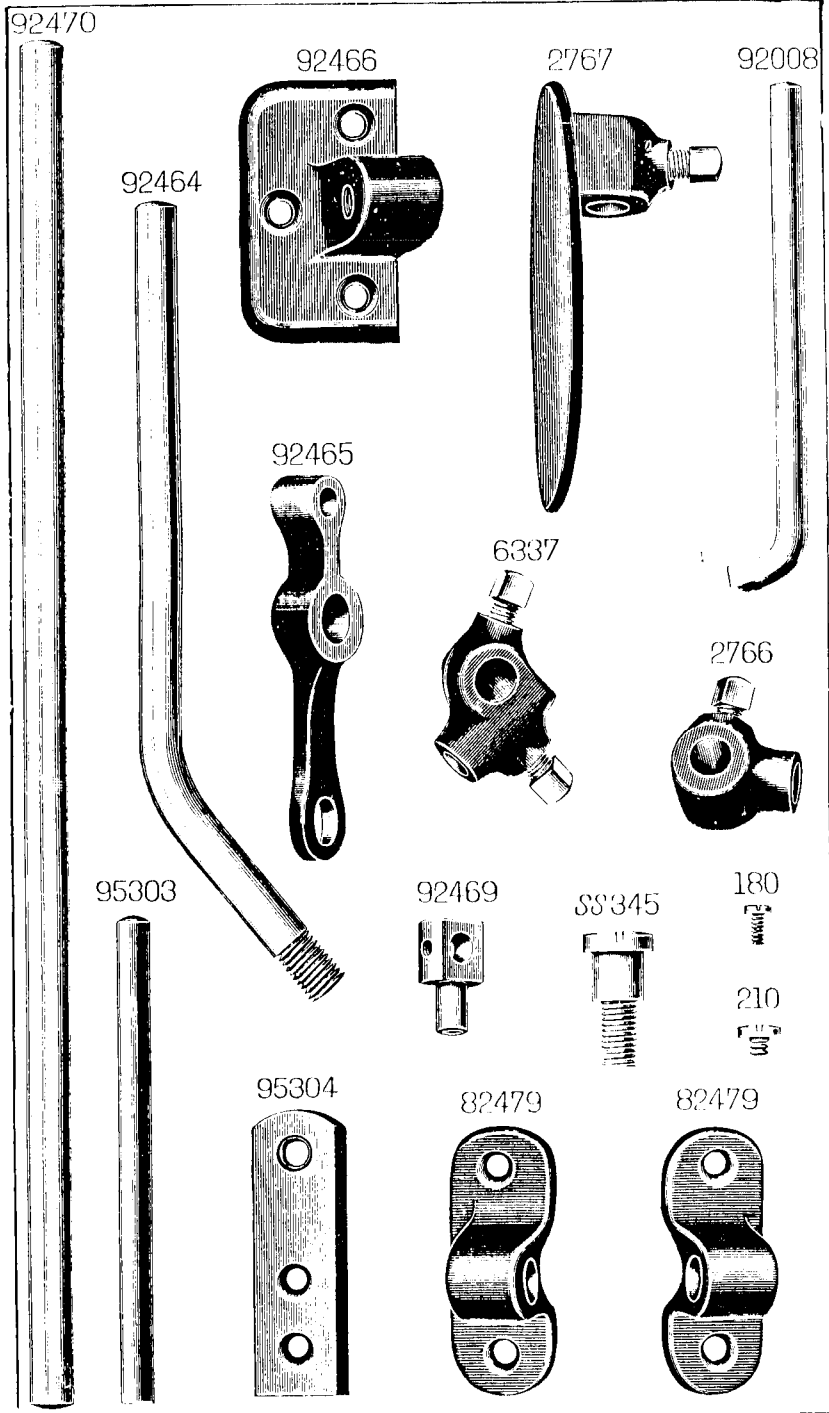


**SINGER**  
**46K34,K35,K37,K39,K46**

Form K2711  
Sup'des K2390  
October, 1925




# ILLUSTRATED LIST OF PARTS

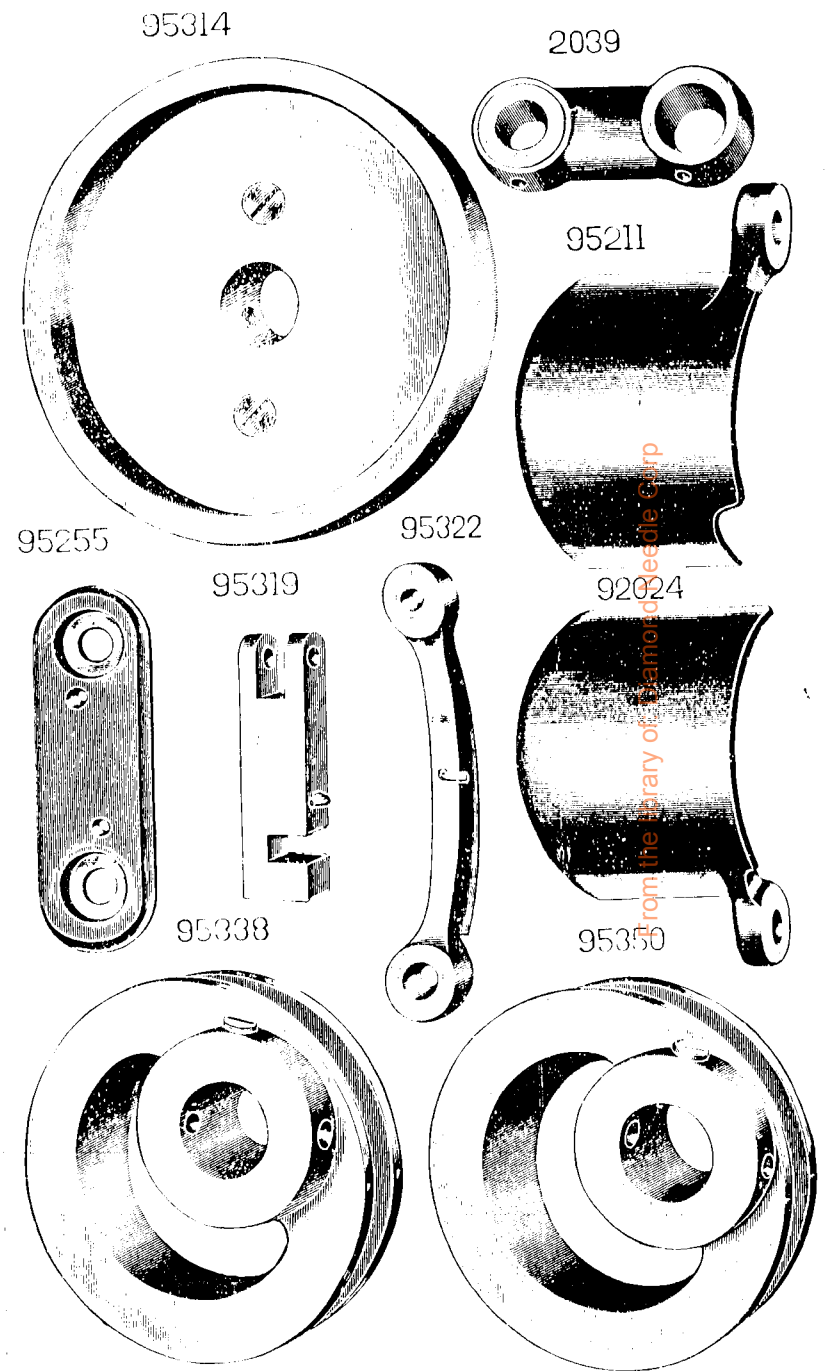
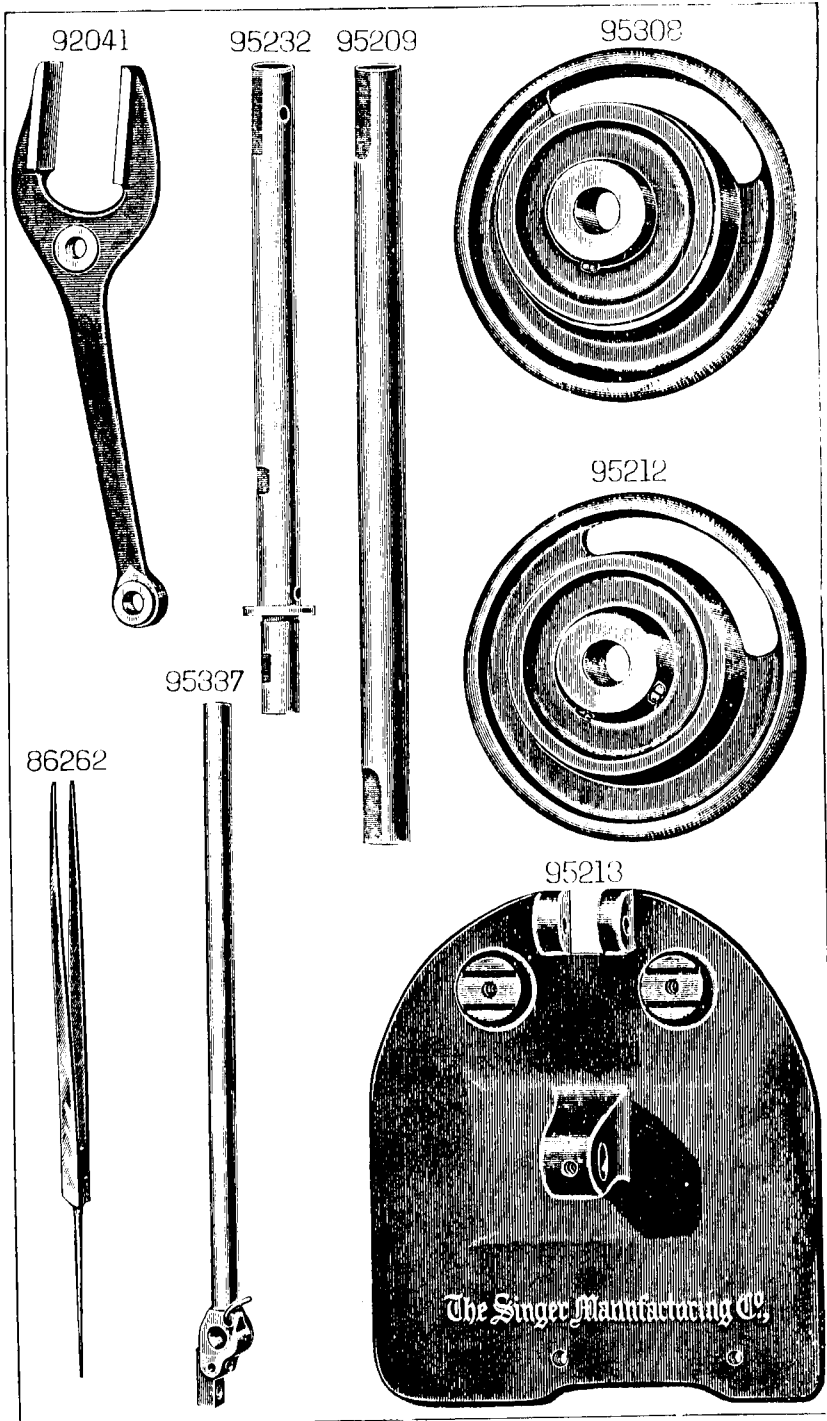
FOR

Nos. 46K34, 46K35, 46K37 to  
46K39 and 46K46 MACHINES

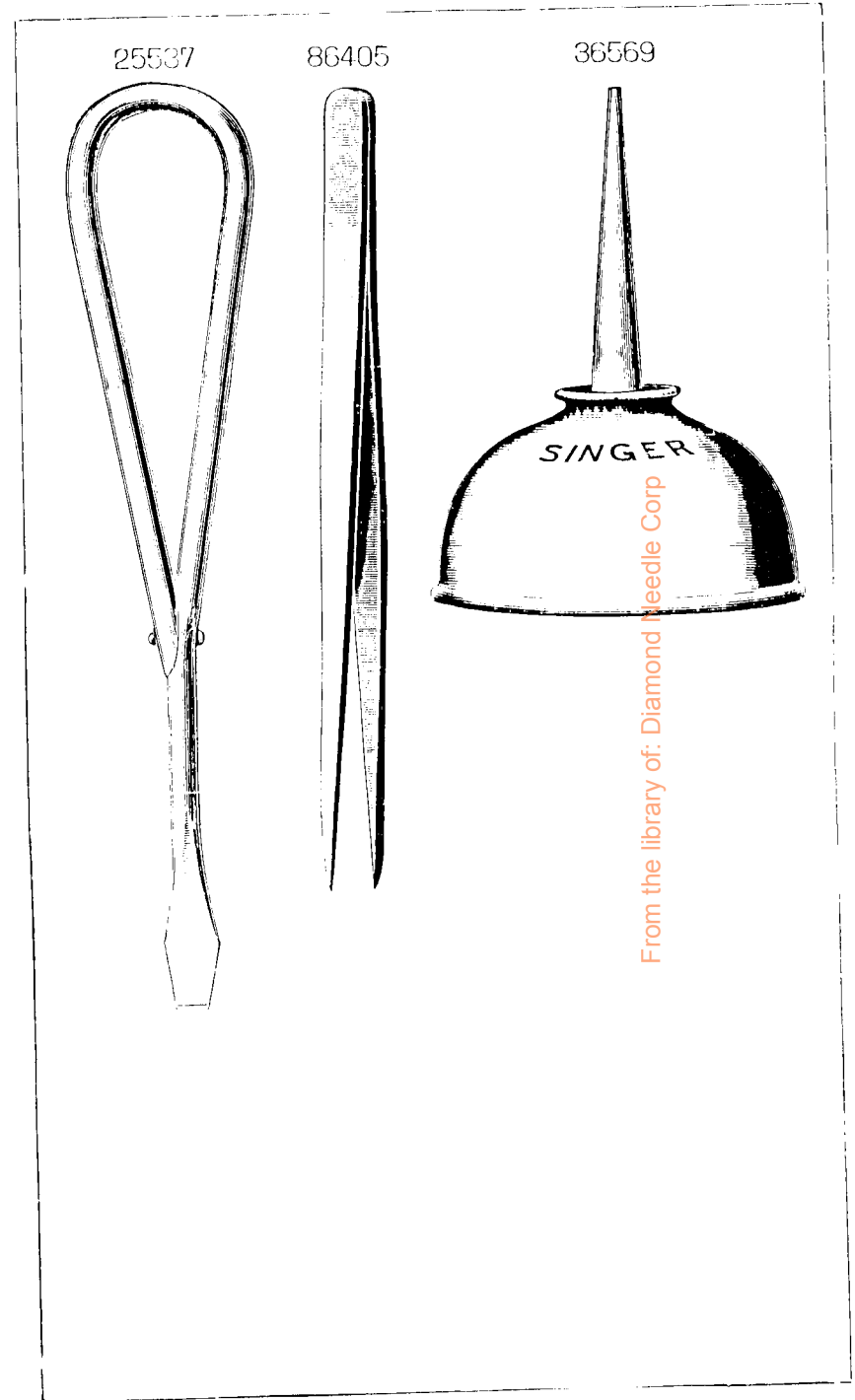
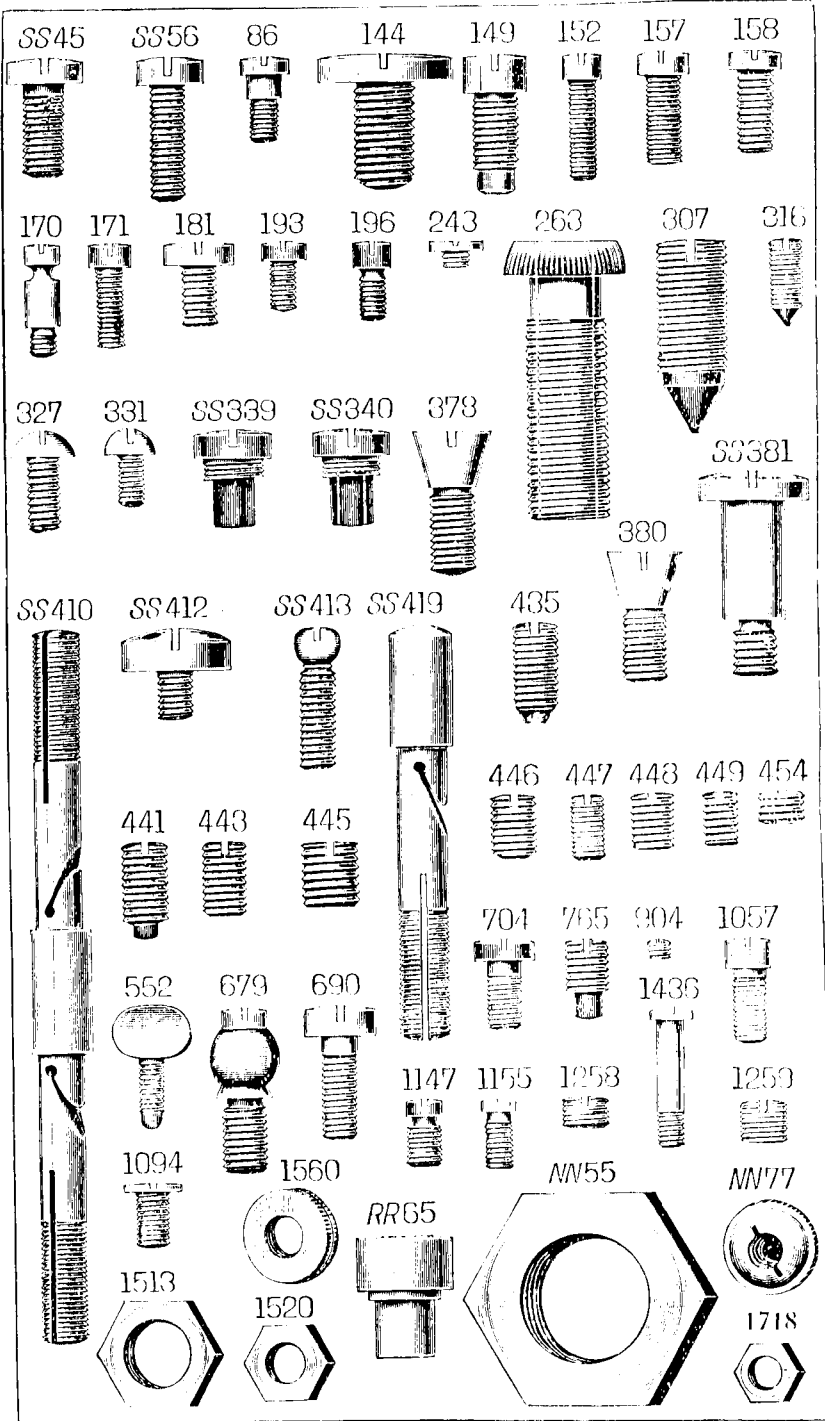
From the library of: Diamond Needle Corp.

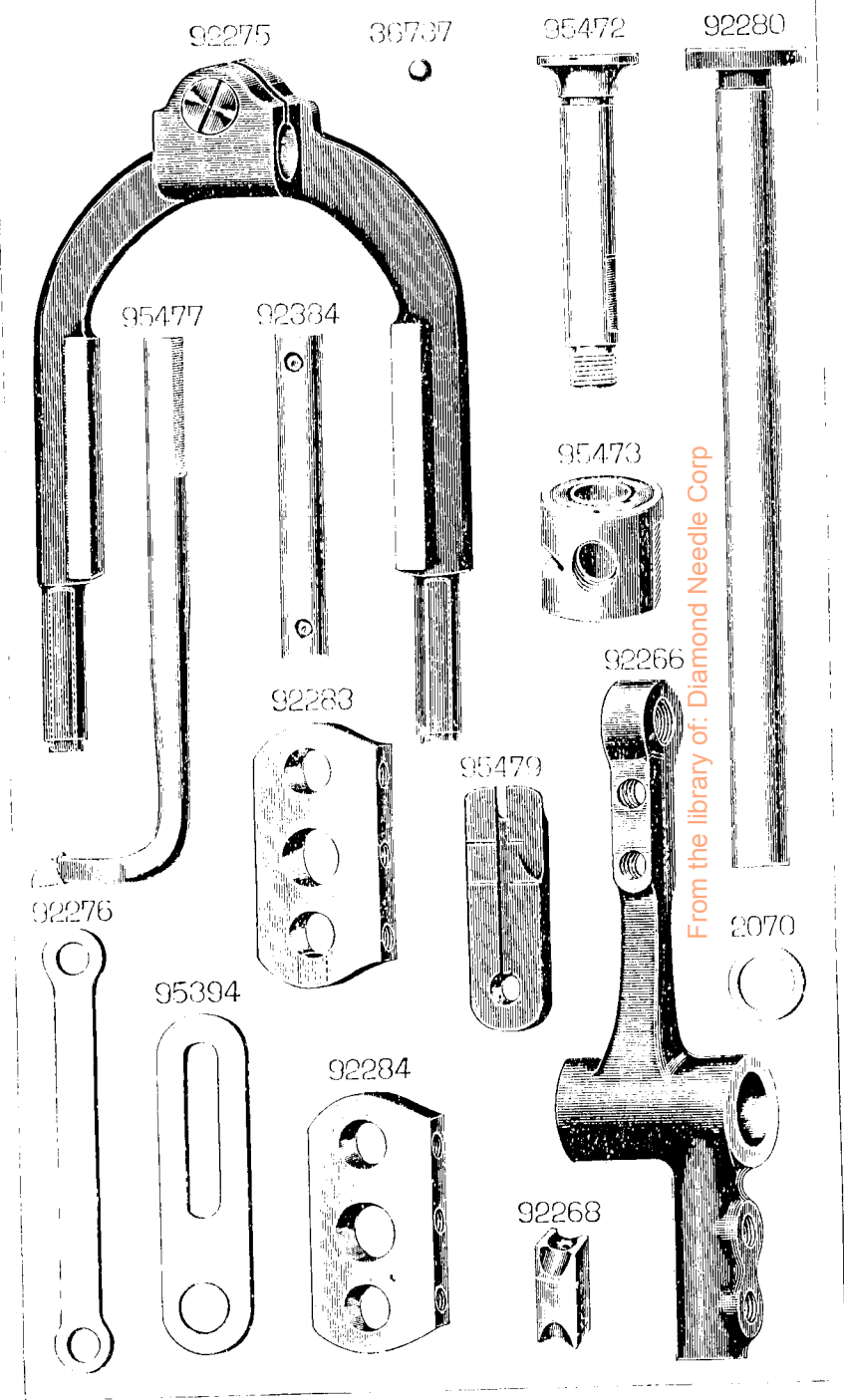



THE SINGER MANUFACTURING COMPANY

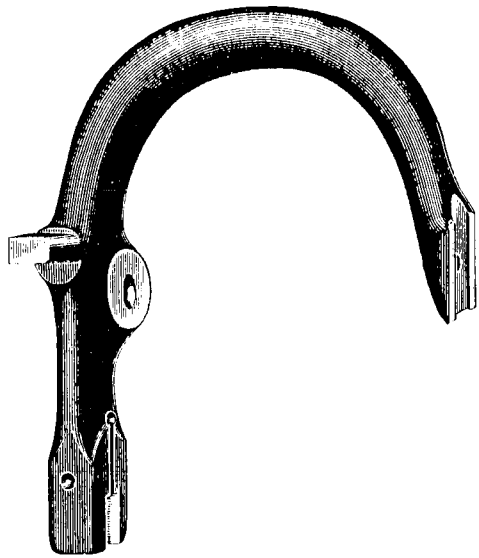


from the library of the American Needle Corp.

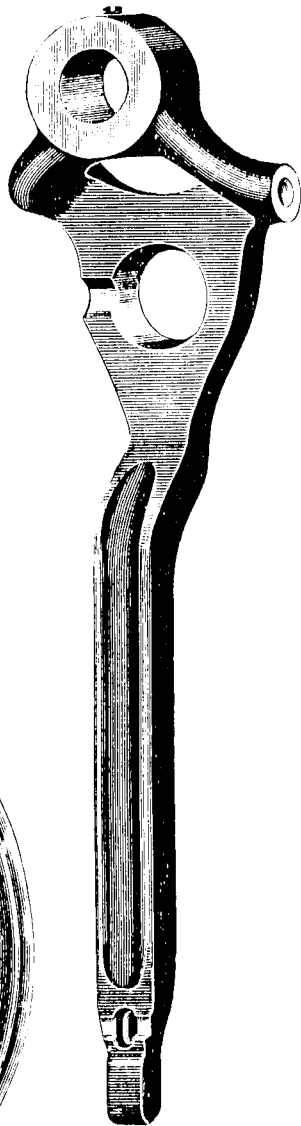





95440



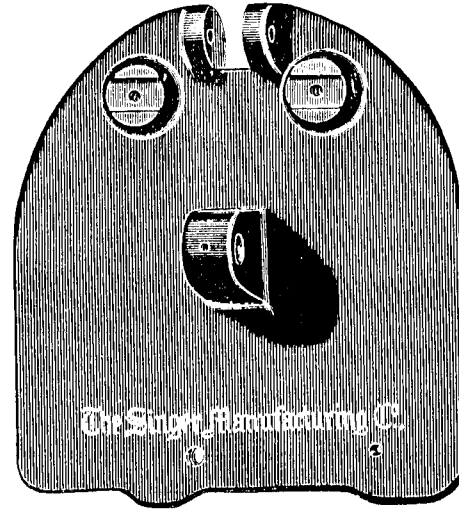
62301



95414



95415




95433




95423 95478



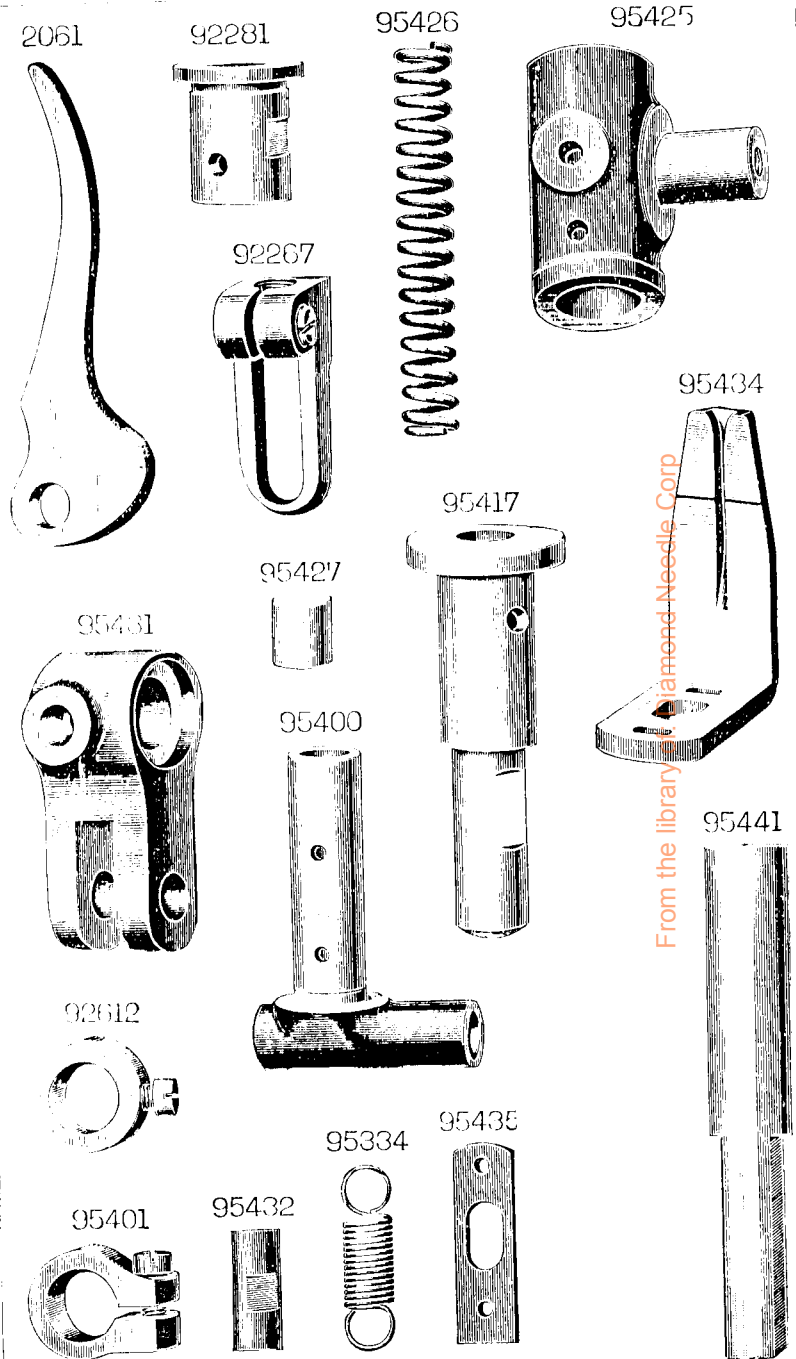
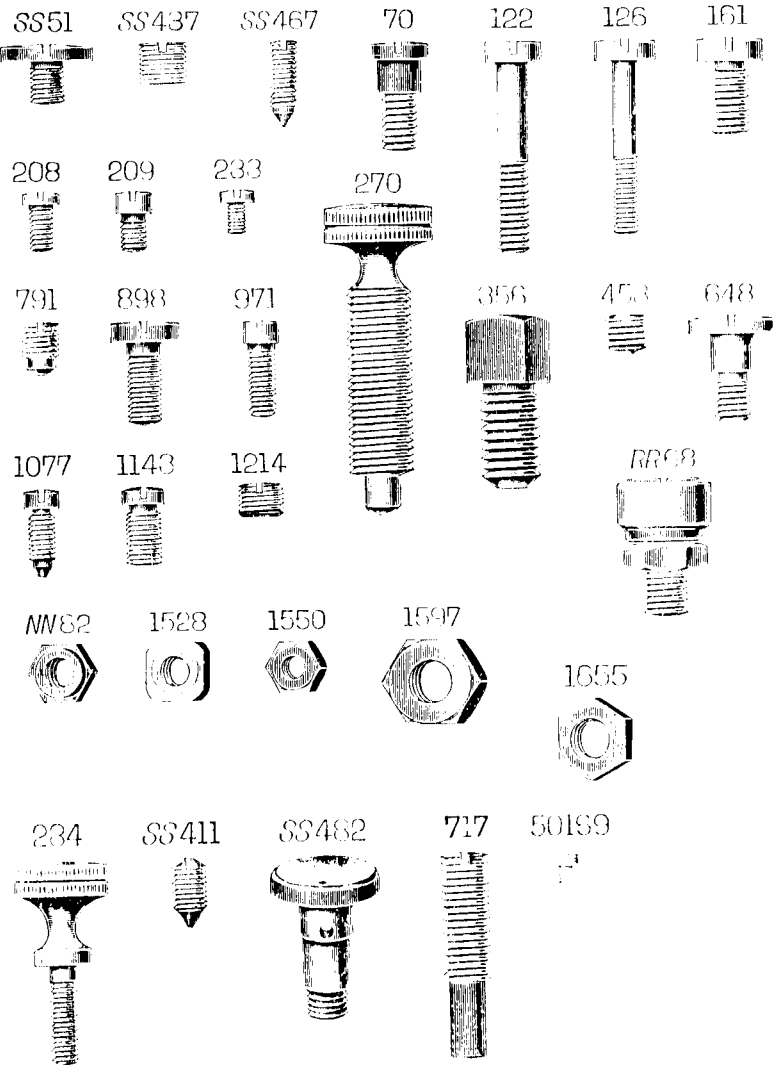
95430



95544

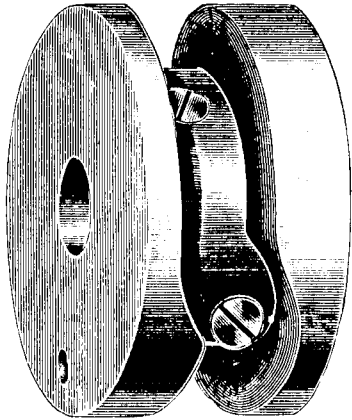


From the library of: Diamond Needle Corp




From the library of Diamond-Needle Corp

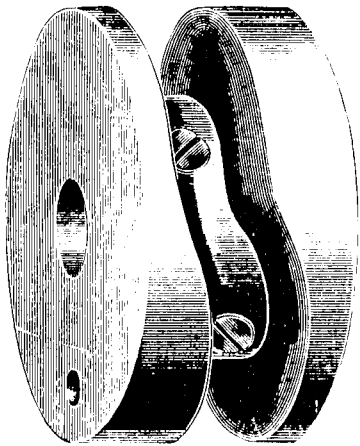
95397



95398



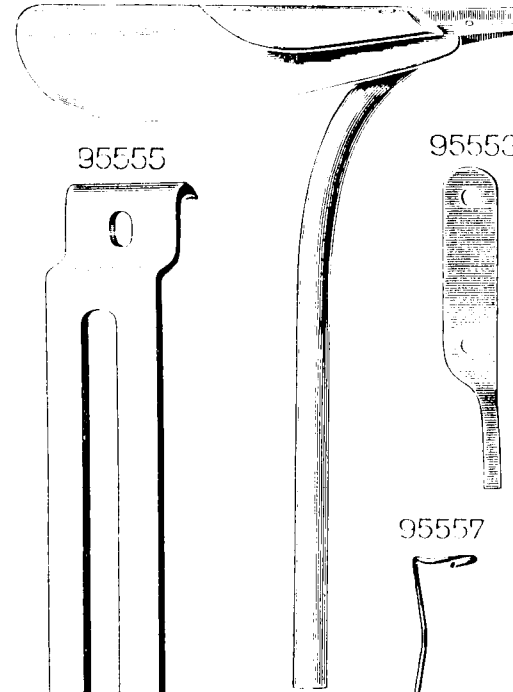
95474




95481




95552



95555



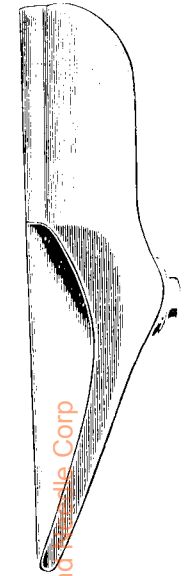
95553




95557



95554



95556



85514



219



242



286




1443




From the library of: Diamond Sawblade Corp




95444



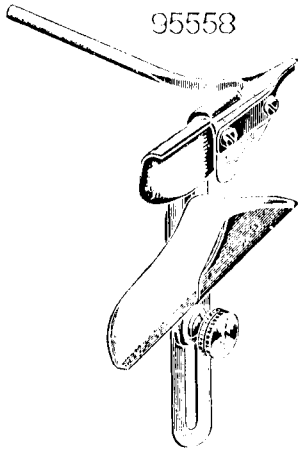
95442



95546



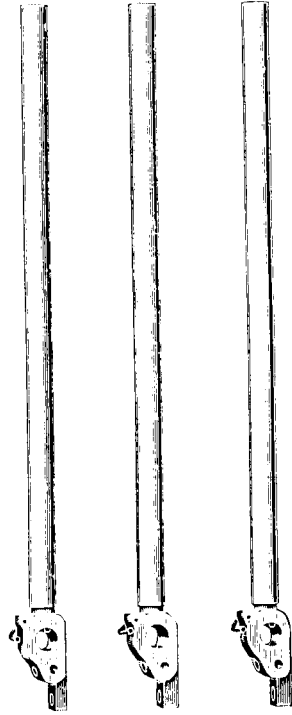
95558



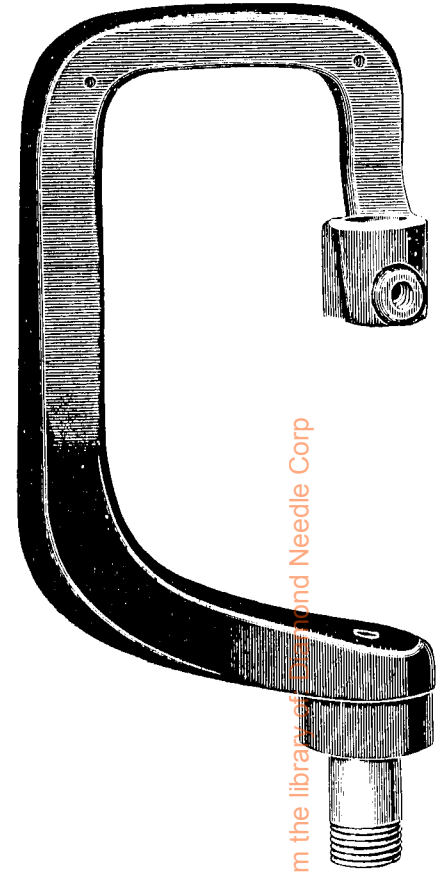
95491

62326

95492

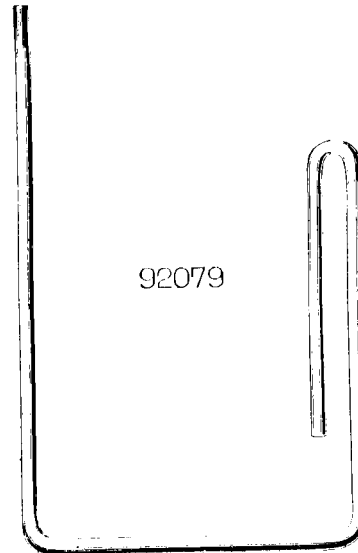


95311




From the library of the International Sewing Machine and Needle Corp

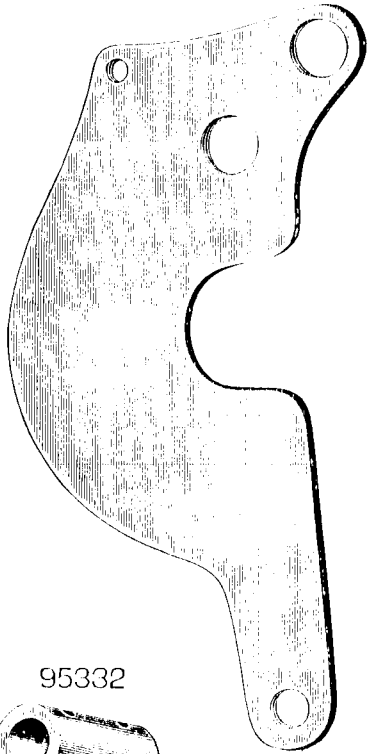
92079



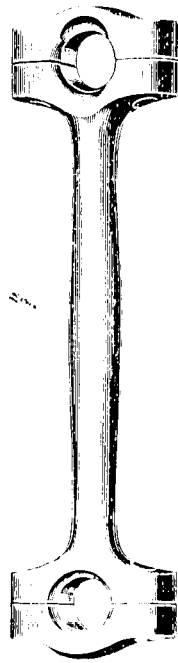
95262



95315



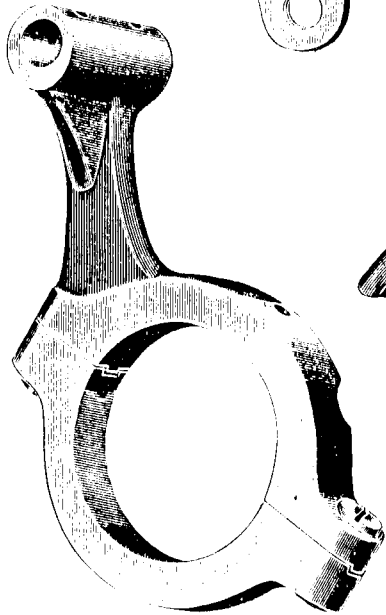
92033



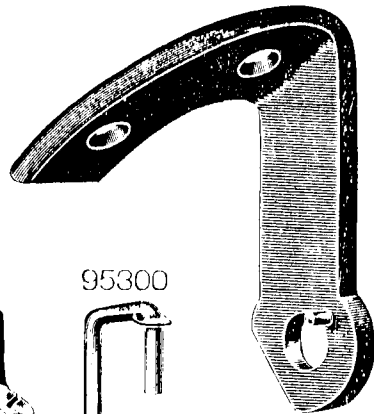
95357



95332




95449



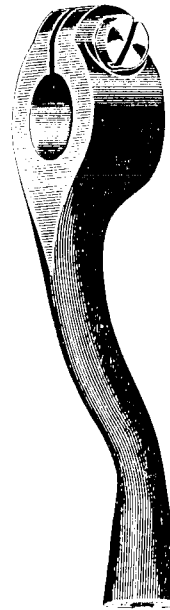
95300



95230



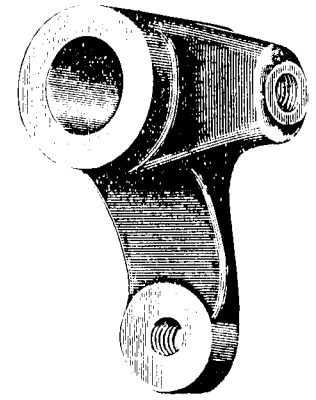
95484




95498




92032




95483




95443



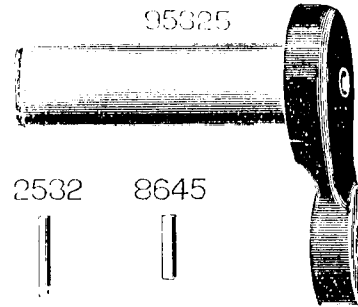
95254



95346



95325



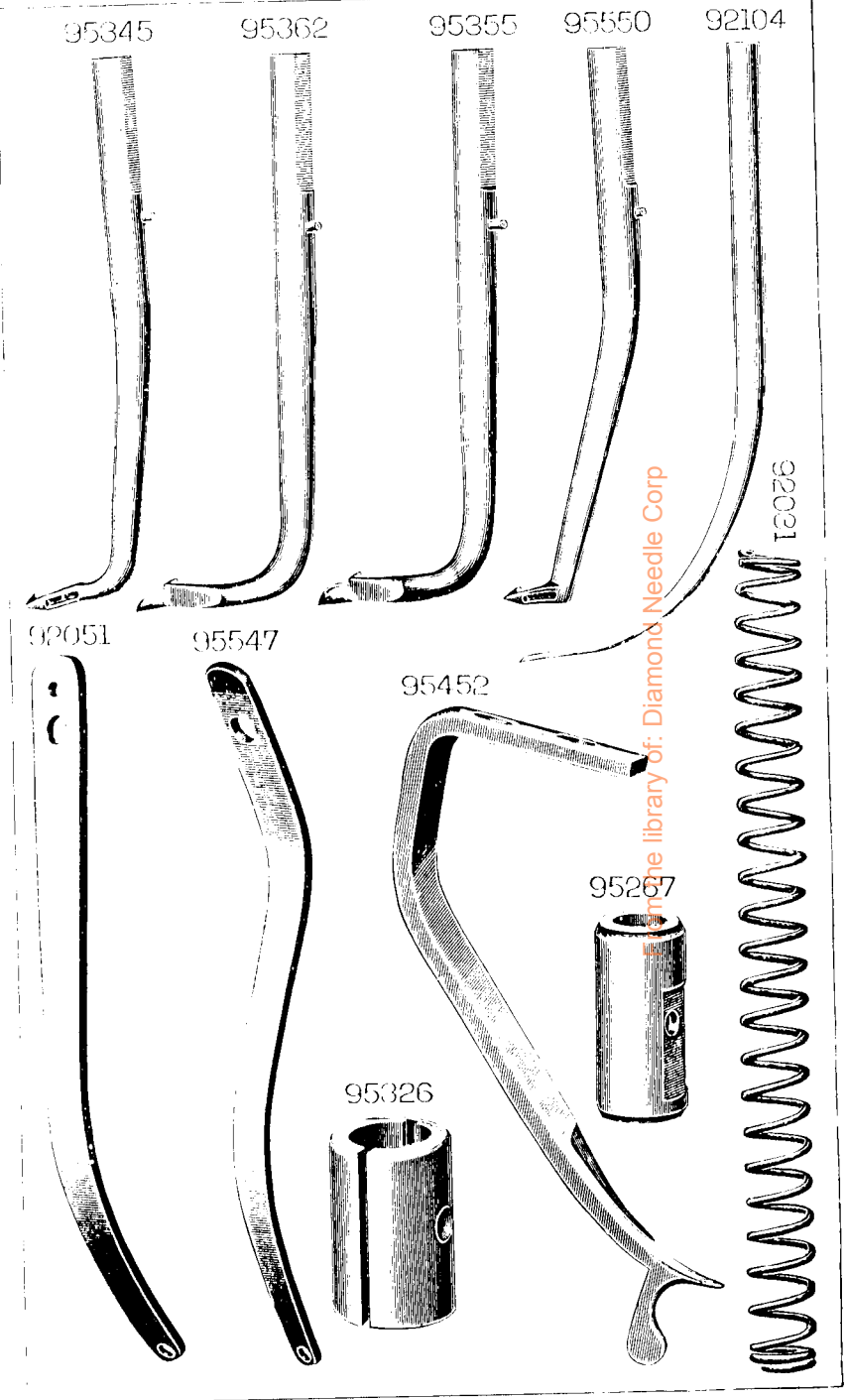
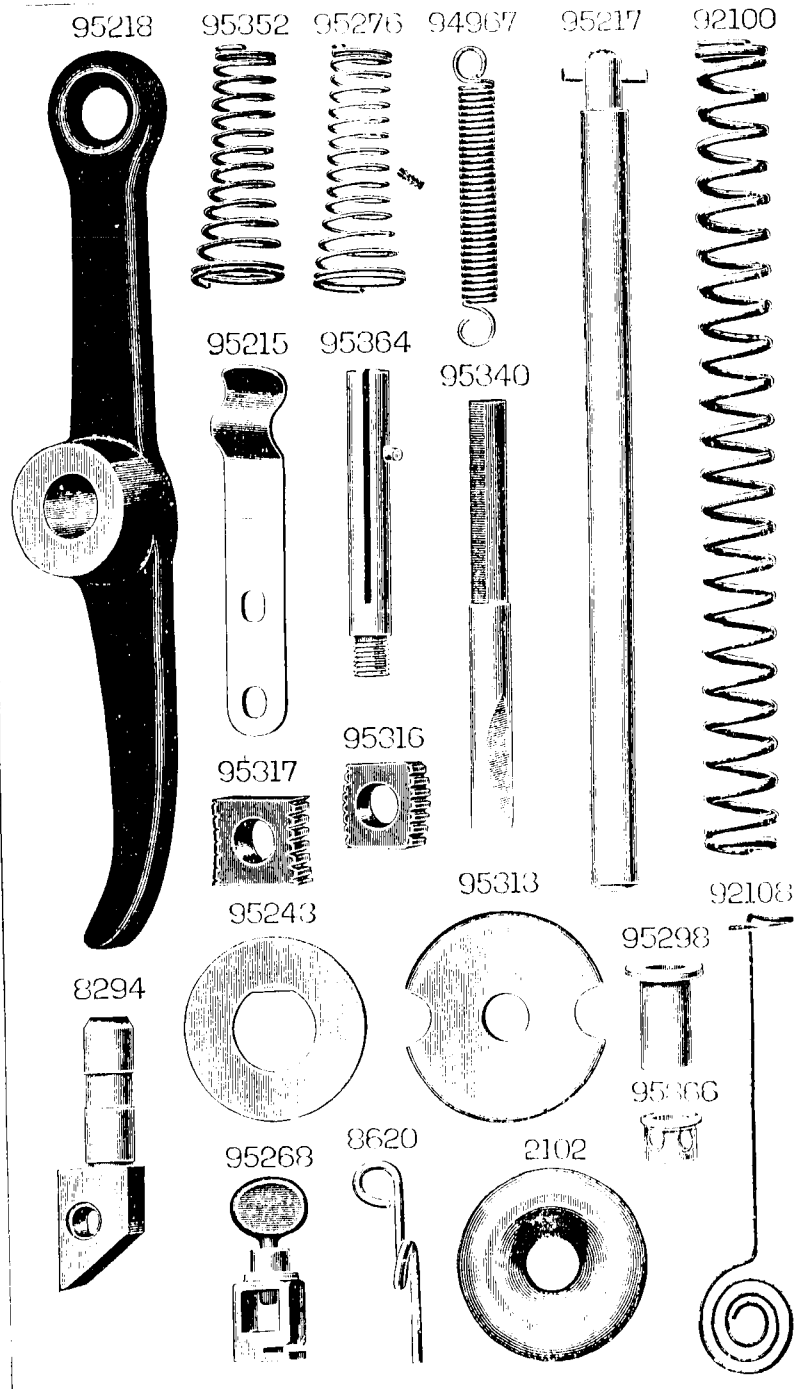
2532




8645



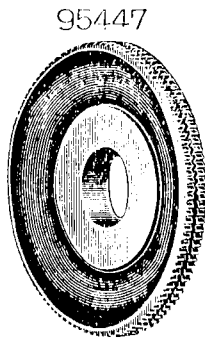
From the library of Sears and Roebuck and Co.




From the library of: Diamond Needle Corp



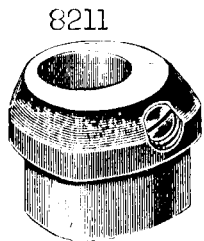
95548



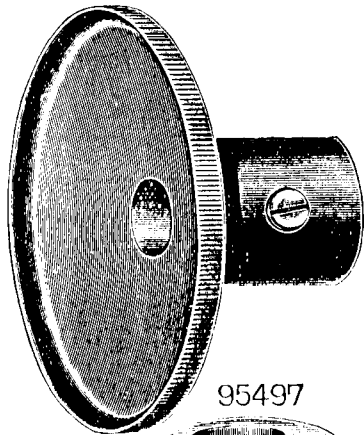
95447




95328



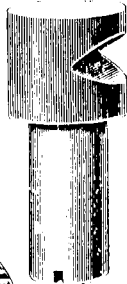
8211



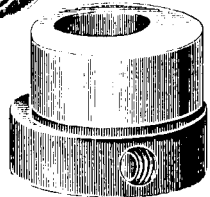
95497



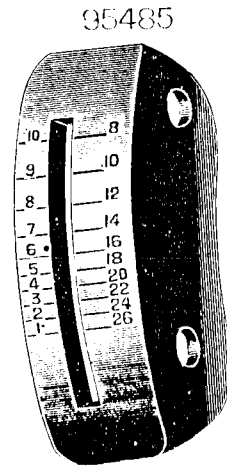
95453



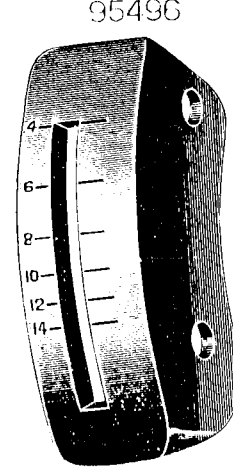
95221



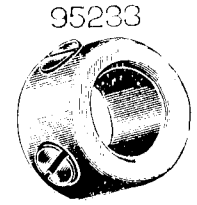
95499




95485



95496



95233



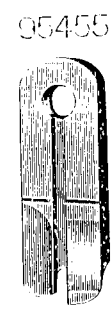
95448



95451



95551




95455



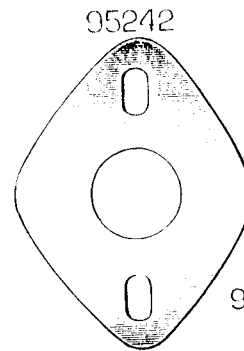
95456



95260



92035



95242



95450




8800



95365



95486



62330



95490



95489



2809



7958



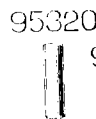
92071



2117




14026



95320



92057




95275

95271

From the library of: Diamond Needle Corp


92169



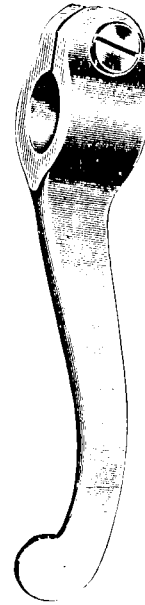
95457



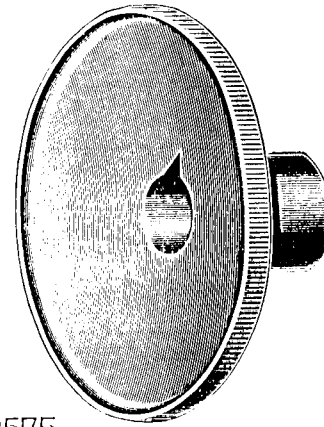
95458



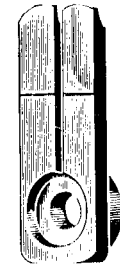
95324



95327




95363



8575



95467



From the library of: Diamond Needle Corp

# ILLUSTRATED LIST OF PARTS

FOR

## Nos. 46K34, 46K35, 46K37 to 46K39 and 46K46 Machines



In ordering from this List, the prefix and affix letters, with the part number, **MUST BE** quoted exactly as they are shown in the first column.

A number always indicates the same part, in whatever List it may appear, or for whatever machine.

The prefix *SS* indicates Screws made only at Singer.

" " *NN* " Nuts made only at Singer.

" " *RR* " Rollers and Studs made only at Singer.

The affix letters (where shown) indicate the style of finish, as follows:—

- A. Hardened, Polished and Plated.
- B. Polished and Plated.
- C. Hardened only.
- D. Polished only.
- E. Soft, not Polished.
- F. Hardened and Polished.
- H. Blued.
- J. Plated only.
- K. Hardened and Plated.
- L. Brass or Gilt.
- M. Oxidized.
- P. Japanned.
- R. Parkerized.
- T. Copper Plated.

In this series:—

- 1 to 1500 and 50001 to 51500 are Screw Numbers.
- 1501 " 1800 are Nut Numbers.
- 1801 " 2000 " Roller "
- 2001 " 50000 are numbers of machine parts, etc.
- 80001 " 100000 are numbers of machine parts, etc.,  
made only at Singer.

*Parts marked with an asterisk (\*) are furnished only when the repairs are made at Factory.*

# PARTS COMPLETE

FOR

## No. 46K34 MACHINE



For Fine Fur Work (Surjetense), fitted with Stitch Regulator with Indicator, Friction Feed Motion and Ball Bearing Front Feeding Disc. Single Thread Chain Stitch.

No.	Date	
95308	1026	Balance Band Wheel with two 448
448c	1035	" " " Set Screw ...
95209	1026	" " " Shaft ...
144d	1035	" " " " End Screw (2) ...
95398	1606	" " " " Looper Cam (single) with two 445
445c	1035	" " " " " Set Screw ...
95211	1031	" " " " Oil Hole Cover (right) ...
95483	1611	" " " " " (left) ...
86d	1035	" " " " " Hinge Screw (2) ...
95212	1026	" Hand Wheel with two 448
448c	1035	" " " " Set Screw ...
95213	1026	Cover Plate ...
95361		Cover Plate, complete, Nos. 331d, SS4191, 50001, 95213, 95352, 95368 and two 2102 ...
2117	1615	Cover Plate Hinge Pin ...
95215	1612	" " Latch Spring ...
193f	1035	" " " " Screw (2) ...
62301	1406	Feed Adjusting Lever with 446 ...
446c	1035	" " " Set Screw ...
307c	1035	" " " Screw Centre (2) ...
1513j	1035	" " " " Nut (2) ...
95217	1612	" " " Spindle with 14026 ...
14026	1615	" " " Position Pin ...
92031	1613	" " " Spring ...
263c	1035	" " " Regulating Thumb Screw ...
2070	1403	" " " Washer ...

From the library of: Diamond Needle Corp

No.	Plate							
92032	1611	<b>Feed Bell Crank</b>	...	...	...	...	...	...
*92017	"	"	"	"	Connecting Rod	...	...	...
92033	1610	"	"	"	"	"	92017 with 92031, 92256 and four 196f	...
*92034	"	"	"	"	"	"	Cap (plain countersink) (for Friction Driver Universal Joint Screw)	...
*92256	"	"	"	"	"	"	Rod Cap (elongated countersink) (for Bell Crank Universal Joint Screw)	...
196f	1035	"	"	"	"	"	Rod Cap Binding Screw	...
92035	1615	"	"	"	Fulcrum Stud	...	...	...
448c	1035	"	"	"	"	"	Set Screw	...
679c	1035	"	"	"	Universal Joint Screw	...	...	...
95311	1609	<b>Feed Bracket (front)</b>	...	...	...	...	...	...
NN55e	1035	"	"	"	Nut	...	...	...
8211	1614	<b>Feed Cam with 448c</b>	...	...	...	...	...	...
448c	1035	"	"	"	Set Screw	...	...	...
2039	1031	<b>Feed Connecting Link</b>	...	...	...	...	...	...
380c	1035	"	"	"	Hinge Screw	...	...	...
1520c	1035	"	"	"	"	"	Nut	...
92041	1026	<b>Feed Forked Connection</b>	...	...	...	...	...	...
378c	1035	"	"	"	Hinge Screw	...	...	...
1520c	1035	"	"	"	"	"	Nut	...
95232	1026	<b>Feed Friction Shaft (upright)</b>	...	...	...	...	...	...
SS45d	1035	"	"	"	End Screw	...	...	...
95313	1612	"	"	"	"	"	Washer	...
95242	1615	"	"	"	Friction Spring	...	...	...
765c	1035	"	"	"	"	"	Tension Screw	...
95243	1612	"	"	"	"	"	Washer	...
95233	1615	"	"	"	Position Collar with 1258c and 1259c	...	...	...
1258c	1035	"	"	"	"	"	Set Screw (short)	...
1259c	1035	"	"	"	"	"	(long)	...
95314	1031	<b>Feed Friction Wheel with 435c, 441c and two 765c</b>	...	...	...	...	...	...
441c	1035	"	"	"	Position Screw	...	...	...
435c	1035	"	"	"	Set Screw	...	...	...
95315	1610	<b>Feed Friction Wheel Driver</b>	...	...	...	...	...	...
95316	1612	"	"	"	"	"	Block (inside)	...
SS339c	1035	"	"	"	"	"	( " ) Screw Stud	...
95317	1612	"	"	"	"	"	(outside)	...
SS340c	1035	"	"	"	"	"	( " ) Screw Stud	...
243c	1035	"	"	"	"	"	( " ) " " End Screw	...

No.	Plate							
94967	1612	<b>Feed Friction Wheel Driver Spring</b>	...	...	...	...	...	...
95230	1610	"	"	"	"	"	Hook	...
170b	1035	"	"	"	"	"	Screw Stud	...
679c	1035	"	"	"	"	"	Universal Joint Screw	...
152 b	1035	"	"	"	"	"	"	Nut
95318		<b>Feed Friction Wheel Driver, complete, Nos. 170b, 243c, SS339c, SS340c and 95315 to 95317</b>	...	...	...	...	...	...
95319	1031	<b>Feed Friction Wheel Retaining Clutch with 95271</b>	...	...	...	...	...	...
95322	1031	"	"	"	"	"	Bracket with 95271	...
95271	1615	"	"	"	"	"	"	Spring Hook
690c	1035	"	"	"	"	"	"	Screw
95320	1615	"	"	"	"	"	"	Hinge Pin
95334	1605	"	"	"	"	"	"	Spring
95271	1615	"	"	"	"	"	"	Hook
95323		<b>Feed Friction Wheel Retaining Clutch, complete, Nos. 95319, 95320 and 95322</b>	...	...	...	...	...	...
95484	1611	<b>Feed Regulating Lever with 158f</b>	...	...	...	...	...	...
158f	1035	"	"	"	"	"	Binding Screw	...
95485	1615	"	"	"	"	"	Segment	...
161c	1408	"	"	"	"	"	"	Screw (2)
95486	1615	"	"	"	"	"	"	Stitch Indicator
284d	1408	"	"	"	"	"	"	Thumb Screw
95325	1611	<b>Feed Regulator</b>	...	...	...	...	...	...
95326	1613	"	"	"	Bush	...	...	...
149f	1035	"	"	"	"	"	Set Screw	...
380c	1035	"	"	"	"	"	Hinge Screw	...
1520c	1035	"	"	"	"	"	"	Nut
95218	1612	<b>Feed Roll Opening Lever</b>	...	...	...	...	...	...
SS384d	1035	"	"	"	"	"	Hinge Screw	...
95471	1402	<b>Feeding Disc (front)</b>	...	...	...	...	...	...
36737	1403	"	"	( " )	Ball, $\frac{1}{2}$ " diam.	...	...	...
95472	1403	"	"	( " )	Stud	...	...	...
95473	1403	"	"	( " )	"	"	Bushing	...
145c	1035	"	"	( " )	"	"	"	Binding Screw
316c	1035	"	"	( " )	"	"	"	Raising Set Screw
1214c	1408	"	"	( " )	"	"	"	Set Screw
1597c	1408	"	"	( " )	"	"	"	Nut
95476		<b>Feeding Disc (front, Ball Bearing), complete, Nos. 1214c, 1597c, 95471 to 95473 and twenty 36737</b>	...	...	...	...	...	...
95328	1611	<b>Feeding Disc (back) with 451c</b>	...	...	...	...	...	...
451c	1035	"	"	"	Set Screw	...	...	...
92104	1613	<b>Fur Guide</b>	...	...	...	...	...	...
152f	1035	"	"	"	Binding Screw	...	...	...

No.	Plate						
95487	---	<b>Head of Machine</b>	...	...	...	...	...
SS56d	1035	" " " Binding Screw (2)	...	...	...	...	...
95362	1613	<b>Looper with 92057</b>	...	...	...	...	...
1147c	1035	" Binding Screw (2)	...	...	...	...	...
92266	1403	" Holder	...	...	...	...	...
92288	---	" " 92266 with RR68	...	...	...	...	...
95244	---	<b>Looper Holder Connection, complete, Nos. 209d, SS467c, 1077c, 1550j, 92280, 92283, 92284, 92288, 92384, 92388, 95260, 95332, 95400, 95401 and four 1455d</b>	...	...	...	...	...
92267	1605	<b>Looper Holder Position Link with 171c</b>	...	...	...	...	...
95254	1611	" " " " Bracket	...	...	...	...	...
95255	1031	" " " " " Plate	...	...	...	...	...
SS56e	1035	" " " " " Binding Screw (2)	...	...	...	...	...
7958	1615	" " " " " Steady Pin (2)	...	...	...	...	...
92268	1403	" " " " " Distance Rod	...	...	...	...	...
SS437c	1408	" " " " " End Screw	...	...	...	...	...
171c	1035	" " " " " Binding Screw	...	...	...	...	...
SS413c	1035	" " " " " Universal Joint Screw	...	...	...	...	...
1718h	1035	" " " " " " " " Nut (bottom)	...	...	...	...	...
NN82c	1408	" " " " " " " " Nut (top)	...	...	...	...	...
92269	---	<b>Looper Holder Position Link, complete, Nos. SS437c, 92267, 92268 and two SS413c</b>	...	...	...	...	...
92283	1403	<b>Looper Holder Rock Shaft Bracket (right side)</b>	...	...	...	...	...
SS467c	1408	" " " " " ( " " ) Adjusting Screw	...	...	...	...	
1550j	1408	" " " " " ( " " ) Adjusting Screw Nut	...	...	...	...	
92284	1403	" " " " " (left side)	...	...	...	...	
1155d	1035	" " " " " Set Screw	...	...	...	...	
92388	1402	" " " " " Eccentric with two 146c	...	...	...	...	
95332	1610	" " " " " Connecting Rod with 95333 and two 1057c	...	...	...	...	
*95333	---	" " " " " Connecting Rod Cap	...	...	...	...	
1057c	1035	" " " " " " " " Screw	...	...	...	...	
95260	1615	" " " " " " " Stud	...	...	...	...	
446c	1035	" " " " " Set Screw	...	...	...	...	
95400	1605	" " " " " Fulcrum Joint	...	...	...	...	
95401	1605	" " " " " " " Collar with 171c	...	...	...	...	
171c	1035	" " " " " " " Binding Screw	...	...	...	...	
92384	1403	" " " " " " " Stud	...	...	...	...	
209d	1408	" " " " " " " Set Screw	...	...	...	...	
1077c	1408	" " " " " " " Spot Screw	...	...	...	...	
95262	1609	" " " " " Oil Cover	...	...	...	...	

No.	Plate						
92280	1403	<b>Looper Holder Rock Shaft Stud</b>	...	...	...	...	...
92284	1605	" " " " " Bushing	...	...	...	...	
447c	1035	" " " " " Set Screw	...	...	...	...	
92282	1402	" " " " " Collar with 704c	...	...	...	...	
704c	1035	" " " " " Clamping Screw	...	...	...	...	
RR68	1408	" " " " " Roller and Screw Stud with 378c and 1520c	...	...	...	...	
378c	1035	" " " " " Screw	...	...	...	...	
1520c	1035	" " " " " Nut	...	...	...	...	
92057	1615	" Position Pin	...	...	...	...	
95264	---	<b>Machine Base</b>	...	...	...	...	
8294	1612	" " " Hinge Connector	...	...	...	...	
2809	1615	" " " " Pin	...	...	...	...	
95265	---	<b>Machine Base, complete, Nos. 95264, two each 2809 and 8294</b>	...	...	...	...	
95337	1026	<b>Needle Bar with 95357</b>	...	...	...	...	
95267	1613	" " " Bushing	...	...	...	...	
443c	1035	" " " " " Set Screw	...	...	...	...	
95268	1612	" " " Clamp with 552b	...	...	...	...	
552b	1035	" " " " " Thumb Screw	...	...	...	...	
95338	1031	" " " Eccentric with 149c	...	...	...	...	
92071	1615	" " " " Dowel Pin	...	...	...	...	
92275	1403	" " " " Fork with 157c	...	...	...	...	
157c	1035	" " " " " Clamping Screw	...	...	...	...	
92276	1403	" " " " " Strap	...	...	...	...	
208c	1408	" " " " " " " Screw	...	...	...	...	
92277	---	" " " " " complete, Nos. 92275, 92276 and two 208c	...	...	...	...	
449c	1035	" " " " " Set Screw	...	...	...	...	
95357	1610	" " " Thread Guide	...	...	...	...	
95298	1612	" " " " Nipper	...	...	...	...	
95489	1615	" " " " " Spring	...	...	...	...	
95300	1610	" " " " " Adjusting Bracket	...	...	...	...	
904c	1035	" " " " " " " " Set Screw	...	...	...	...	
95491	1609	<b>Needle Bar with 95357</b>	...	...	...	...	
95490	1615	" " " Needle Stop	...	...	...	...	
50169d	1408	" " " " " Screw	...	...	...	...	
95488	---	<b>Needle Bar, complete, Nos. 50169d, 95490 and 95491</b>	...	...	...	...	
<i>NOTE: Needle Bar No. 95337 is sent with this machine unless otherwise specified on order.</i>							
95481	1606	<b>Needle Guide with two 95275</b>	...	...	...	...	
898f	1408	" " " Binding Screw	...	...	...	...	
95275	1615	" " " Position Pin	...	...	...	...	



No.	Plate							
92079	1609	<b>Reel Holder</b>	...	...	...	...	...	...
327d	1035	" "	Binding Screw (2)	...	...	...	...	...
8800	1615	" "	" " Washer (2)	...	...	...	...	...
2102	1612	<b>Tension Disc</b>	...	...	...	...	...	...
SS419f	1035	"	Screw Stud and Thread Guide	...	...	...	...	...
331d	1035	"	" " Set Screw	...	...	...	...	...
1560d	1035	"	" " Thumb Nut	...	...	...	...	...
95352	1612	"	Spring	...	...	...	...	...
95340	1612	<b>Thread Nipper Spindle</b>	...	...	...	...	...	...
171c	1035	"	" " Binding Screw	...	...	...	...	...
95364	1612	<b>Thread Take-up Post</b> with 95367	...	...	...	...	...	...
95365	1615	"	" " Spring	...	...	...	...	...
95366	1612	"	" " Collar	...	...	...	...	...
95367	-	"	" " Stop Pin	...	...	...	...	...
95368	-	<b>Thread Take-up</b> , complete, Nos. 95364 to 95366	...	...	...	...	...	...

## PARTS SPECIAL

TO

## No. 46K35 MACHINE



For Fur Work (Surjetcuse), fitted with Stitch Regulator with Indicator, Friction Feed Motion and Ball Bearing Front Feeding Needle Disc. Single Thread Chain Stitch.

This Machine is the same as No. 46K34, with the following exceptions:

No.	Plate							
95474	1606	<b>Balance Band Wheel Shaft Looper Cam</b> (Steel) with two 415c	...	...	...	...	...	...
92100	1612	<b>Feed Adjusting Lever Spring</b>	...	...	...	...	...	...
95477	1403	<b>Looper</b>	...	...	...	...	...	...
95480		<b>Looper Holder Connection</b> , complete, Nos. 209d, SS467c, 1077c, 1550j, 92280, 92283 to 92285, 92288, 92284, 95260, 95347, 95400, 95404 and four 1155d	...	...	...	...	...	...
92285	1402	<b>Looper Holder Rock Shaft Eccentric</b> with two 446c	...	...	...	...	...	...
95478	1407	<b>Needle Bar</b> with 95357	...	...	...	...	...	...
95450	1615	"	" " Clamp with 552h	...	...	...	...	...
95350	1031	"	" " Eccentric with 449c	...	...	...	...	...
95492	1609	<b>Needle Bar</b> with 95357	...	...	...	...	...	...
95493		<b>Needle Bar</b> , complete, Nos. 50169d, 95490 and 95492	...	...	...	...	...	...
<i>NOTE. - Needle Bar No. 95478 is sent with this machine unless otherwise specified on order.</i>								
95479	1403	<b>Needle Guide</b> with two 95275	...	...	...	...	...	...

# PARTS SPECIAL

TO

## No. 46K37 MACHINE



For Turned Slipper Work; fitted with Stitch Regulator with Indicator,  
Friction Feed Motion and Lifting Needle Guide. Single Thread  
Chain Stitch.

This Machine is the same as No. 46K34 with the following exceptions:

No.	Plate	
95414	1406	Balance Band Wheel with two H.S.
95415	1407	Cover Plate
95416		Cover Plate, complete, Nos. 331d, SS419f, 1091f, 1560d, 95352, 95394, 95415 and two 2102
95443	1611	Feed Bell Crank
95417	1605	" " " Fulcrum Stud
95497	1614	" Eccentric
95496	1615	" Regulating Lever Segment
95437	1402	" Regulator Bush
95418	1402	Feeding Disc with 454c
95494		Head of Machine
95355	1613	Looper with 92057
95180		Looper Holder Connection, complete, Nos. 2094, SS467c, 1077c, 1550j, 92280, 92285, 92283 to 92285, 92288, 92381, 95260, 95332, 95400, 95401 and four 1155d
92285	1402	Looper Holder Rock Shaft Eccentric with two 416
95450	1615	Needle Bar Clamp with 552h
95434	1605	Needle Guide
1611	1408	" " Binding Screw
95440	1406	" " Bracket
95441	1605	" " " Guide Bar
453c	1408	" " " " " Set Screw (2)

## No. 46K37 MACHINE PARTS.

No.	Plate	
2061	1605	Needle Guide Bracket Lifting Lever
70c	1408	" " " " " Hinge Screw
95423	1407	" " " " " Shaft
95424	1402	" " " " " Adjustable Collar with 1143f
1143f	1408	" " " " " " Screw
1513j	1035	" " " " " Nut
95425	1605	" " " " " Sleeve
SS51c	1408	" " " " " End Screw
126d	1408	" " " " " Guide Screw
95426	1605	" " " " " Spring
95427	1605	" " " " " Pad
270d	1408	" " " " " Regulating Screw
122c	1408	" " " " " Slot Adjusting Screw
1528j	1408	" " " " " Nut
95428	1402	" " " " " Eccentric with 791c
95429	1402	" " " " " Rod
648j	1408	" " " " " Hinge Screw
95430	1407	" " " " " Lever
1143c	1408	" " " " " Clamping Screw
95431	1605	" " " " " Link
95432	1605	" " " " " Hinge Pin
971b	1408	" " " " " " Screw
95433	1407	" " " " " Spindle
92612	1605	" " " " " Collar with 209c
209c	1408	" " " " " " Set Screw
791c	1408	" " " " " Set Screw
95435	1605	" " " " " Gib
233d	1408	" " " " " Screw
95436		Needle Guide, complete, Nos. 95434, 95435 and two 233d
95394	1403	Thread Guide (for Cover Plate)
10941	1035	" " " Binding Screw

From the library of: Diamond Needle Corp

## PARTS SPECIAL

TO

## No. 46K38 MACHINE



For Turned Slipper Work, fitted with Stitch Regulator with Indicator and Friction Feed Motion. Single Thread Chain Stitch. Maximum length of stitch  $\frac{1}{4}$  inch.

This Machine is the same as No. 46K34 with the following exceptions:

No.	Plate	
95442	1608	Balance Band Wheel with two 448
95474	1606	" " " Shaft Looper Croo (Steel) with two 445
95354	-	Cover Plate, complete, Nos. 331d, SS419f, 1094f, 1560d, 95243, 95352, 95394 and two 2102
92100	1612	Feed Adjusting Lever Spring
95443	1611	Feed Bell Crank
95444	1608	Feed Bracket (front) with 717c and 1520j
717c	1408	" " Stop Screw
1520j	1035	" " " " Nut
95497	1614	Feed Eccentric
95498	1611	Feed Regulating Lever with 158f
95496	1615	" " " Segment
7958	1615	" " " Steady Pin
95447	1611	Feeding Disc (front)
95448	1615	" " ( " ) Bearing
SS482c	1408	" " ( " ) " Screw Stud
1655c	1408	" " ( " ) " " " Nut
2532	1611	" " ( " ) " " " Position Pin
95449	1610	" " ( " ) Bracket with 2532
327d	1035	" " ( " ) " Screw (2)
95453	1614	Feeding Disc (back) with 451e

No.	Plate	
95477	1403	Looper
95480	--	Looper Holder Connection, complete, Nos. 209d, SS467e, 1977c, 1550j, 92280, 92283 to 92285, 92288, 92384, 95260, 95332, 95400, 95401 and four 1155d
92285	1402	Looper Holder Rock Shaft Eccentric with two 446c
62326	1609	Needle Bar with 95357
62330	1615	" " Needle Stop
62327		Needle Bar, complete, Nos. 50169d, 62326 and 62330
95450	1615	" " Clamp with 552b
95350	1031	" " Eccentric with 449c
95451	1615	" Guide
95394	1403	Thread Guide (for Cover Plate)
1094f	1035	" " Binding Screw
95452	1613	Work Guide
327d	1035	" " Binding Screw (2)

From the library of: Diamond Needle Corp

# PARTS SPECIAL

TO

## No. 46K39 MACHINE



For Overedging and Cording Hat Sweats (Surjeteuse), fitted with Stitch Regulator with Indicator and Friction Feed Motion. Double Thread Chain Stitch only.

This Machine is the same as No. 46K34 with the following exceptions:

No.	Plate	
95397	1606	<b>Balance Wheel Shaft Looper Cam</b> (Steel) with two 415c ...
92051	1613	<b>Cord Guide</b> (flat, for cover plate) ...
331d	1035	" " Binding Screw ...
8645	1611	" " Position Pin ...
95544	1407	<b>Cover Plate</b> ...
95545	—	<b>Cover Plate</b> , complete, Nos. SS410f, 1094f, 8645, 92051, 95276, 95352, 95394, 95544, two each 331d, 1560d and four 2102 ...
95546	1608	<b>Feed Bracket</b> (front) ...
95221	1614	" " Stud ...
SS411c	1408	" " " Raising Set Screw ...
445c	1035	" " " Set Screw ...
95547	1613	" " Thread Guide ...
331d	1035	" " " " Screw ...
95548	1614	<b>Feeding Disc</b> (front) ...
95549	1614	" " (back) with 454e ...
95550	1613	<b>Looper</b> with 92057 ...
95480	—	<b>Looper Holder Connection</b> , complete, Nos. 209d, SS167c, 1077c, 1550j, 92280, 92283 to 92285, 92288, 92384, 95260, 95332, 95400, 95401 and four 1155d ...
95346	1611	<b>Looper Holder</b> Position Link Bracket ...
92285	1402	" " Rock Shaft Eccentric with two 416c ...
95350	1031	<b>Needle Bar</b> Eccentric with 449c ...

No.	Plate	
95551	1615	<b>Needle Guide</b> with two 95275 ...
181d	1035	" " Binding Screw ...
95552	1607	<b>Sweat Guide</b> (upper) ...
95553	1607	" " ( " ) Spring (flat) ...
242a	1607	" " ( " ) " Screw ...
95554	1607	" " (lower) ...
95555	1607	" " ( " ) Bracket (slotted) ...
219a	1607	" " ( " ) " Screw ...
1443a	1607	" " ( " ) Hinge Cap Screw ...
95556	1607	" " ( " ) Plate ...
286j	1607	" " ( " ) " Binding Thumb Screw ...
85514	1607	" " ( " ) " " " Washer ...
95557	1607	" " ( " ) Spring ...
219a	1607	" " ( " ) " Screw ...
95558	1608	<b>Sweat Guide</b> , complete, Nos. 286j, 1443a, 85514, 95552 to 95557, two each 219a and 242a ...
SS410f	1035	<b>Tension Screw Stud and Thread Guide</b> ...
95276	1612	" Spring ...
95394	1403	<b>Thread Guide</b> (for Cover Plate) ...
1094f	1035	" " Binding Screw ...

From the library of: Diamond Needle Corp

# PARTS SPECIAL

TO

## No. 46K46 MACHINE



**For Fur and General Work (Surjeteuse). Fitted with Stitch Regulator with Indicator, Friction Feed Motion, and Ball Bearing Front Feeding Disc. Double Thread Chain Stitch.**

This Machine is the same as No. 46K34 with the following exceptions:

No.	Plate	
92169	1616	<b>Balance Band Wheel</b> with two 148
95397	1606	" " " Shaft Loofer Cam (Steel) with two 145
95454	- -	<b>Cover Plate</b> , complete, Nos. 331d, SS410f, 1094f, 95213, 95276, 95391, 95456, two 1560d and four 2192
92100	1612	<b>Feed Adjusting Lever Spring</b>
8620	1612	<b>Feed Bracket Thread Eyelet</b>
331d	1035	" " " " Screw
95467	1617	<b>Fur Guide</b>
95345	1613	<b>Looper</b> with 92957 (double chain)
95480	- -	<b>Looper Holder Connection</b> , complete, Nos. 209d, SS467e, 1077c, 1550j, 92280, 92283 to 92285, 92288, 92381, 95260, 95332, 95400, 95401 and four 1155d
92285	1102	<b>Looper Holder Rock Shaft Eccentric</b> with two 146
95478	1407	<b>Needle Bar</b> with 95357
95450	1615	" " Clamp with 552h
95350	1031	" " Eccentric with 149
95455	1615	<b>Needle Guide</b> with two 95275
92108	1612	<b>Slack Thread Spring</b>
331d	1035	" " " " Screw
SS410f	1035	<b>Tension Screw Stud and Thread Guide</b>
95276	1612	" Spring
95456	1615	" " (heavy)
95391	1403	<b>Thread Guide</b> (for Cover Plate)
1094f	1035	" " Binding Screw

## ACCESSORIES

No.	Plate	
215 × 17	—	<b>Needles</b> , three each sizes 7 and 11, for 46K34 Machine ...
215 × 15	—	" " " " 14 and 16, for 46K35 Machine ...
215 × 9	—	" " " " 14 and 16, for 46K37 Machine ...
215 × 13	—	" six size 20, for 46K38 Machine ...
46 × 5	—	" three each sizes 7 and 8, for 46K39 Machine ...
215 × 15	—	" " " " 16 and 18, for 46K46 Machine ...
36569	1355	<b>Oiler</b> ...
25537	1355	<b>Screw Driver</b> ...
86262	1026	<b>Tweezers</b> for 46K34, 46K35 and 46K46 Machines ...
86405	1355	" " 46K37 to 46K39 Machines ...
—	—	<b>Wood Screw</b> 1½" × ¼" (3) (for fixing machine to table) ...

## KNEE LIFTER

for 46K34, 46K35, 46K38, 46K39 and 46K46 Machines.

No.	Plate	
2767	1023	<b>Knee Plate</b> with 356c ...
356c	1408	" " Set Screw ...
92464	1023	" " Arm ...
2766	1023	" " " Bracket with 356c ...
356c	1408	" " " " Set Screw ...
92465	1023	<b>Lifting Lever</b> ...
SS345e	1023	" " Hinge Screw ...
92466	1023	" " Bracket ...
—	—	" " " Screw (Wood) 1" No. 10 ...
92008	1023	" " Connecting Rod ...
92009	—	" " " " 92008 with 6337 ...
6337	1023	" " " " Bracket with two 356c ...
356c	1408	" " " " Set Screw ...
95302	—	" " 92465 with 180d, 210d, SS345e, 92466, 92469 and 95303 ...
95303	1023	" " Releasing Pin ...
95304	1023	" " " " Guide Plate ...
—	—	" " " " " " Screw (Wood) 1" No. 10 ...
180d	1023	" " " " Set Screw ...
92469	1023	" " Stud ...
210d	1023	" " " Position Screw ...

No.	Plate	
92470	1023	<b>Rock Shaft</b> ... ..
92471	—	" " 92470 with 2766, 2767, 92009 and 92464 ... ..
82479	1023	" " Bracket ... ..
—	—	" " " Screw (Wood) 1" No. 10 ... ..
95305	—	<b>Knee Lifter</b> , complete, Nos. 92471, 95302, 95304, two 82479 and nine Wood Screws 1" No. 10 ... ..



## KNEE LIFTER

for 46K34, 46K35, 46K38, 46K39 and 46K46 Machines WITHOUT Iron Base when used on Stand and Table only.

No.	Plate	
2767	1023	<b>Knee Plate</b> with 356c ... ..
356c	1408	" " Set Screw ... ..
92464	1023	" " Arm ... ..
2766	1023	" " " Bracket with 356c ... ..
356c	1408	" " " " Set Screw ... ..
95457	1616	<b>Lifting Lever</b> ... ..
SS345e	1023	" " Hinge Screw ... ..
95458	1616	" " Bracket ... ..
—	—	" " " Screw (Wood) 1" No. 10 ... ..
92008	1023	" " Connecting Rod ... ..
92009	—	" " " " 92008 with 6337 ... ..
6337	1023	" " " " Bracket with two 356c ... ..
356c	1408	" " " " " Set Screw ... ..
95459	—	" " " 95457 with SS345e and 95458 ... ..
92470	1023	<b>Rock Shaft</b> ... ..
92471	—	" " 92470 with 2766, 2767, 92009 and 92464 ... ..
82479	1023	" " Bracket ... ..
—	—	" " " Screw (Wood) 1" No. 10 ... ..
95499	—	<b>Knee Lifter</b> , complete, Nos. 92471, 95459, two 82479 and seven Wood Screws 1" No. 10 ... ..

## OBSOLETE PARTS

No.	Plate	
92024	1031	<b>Balance Band Wheel Shaft Oil Hole Cover</b> (left) ... ..
95221	1614	<b>Feed Bracket Stud</b> for 46K34 Machine ... ..
95324	1617	" Regulating Lever with 158f for 46K34 Machine ... ..
8575	1617	" " " Stop Pin for 46K34 Machine ... ..
95327	1617	<b>Feeding Disc</b> (front) for 46K34 Machine ... ..
95363	1617	<b>Needle Guide</b> with two 95275 for 46K34 Machine ... ..
181d	1035	<b>Needle Guide Binding Screw</b> for 46K34 Machine ... ..
95394	1403	<b>Thread Guide</b> (for cover plate) for 46K35 Machine ... ..